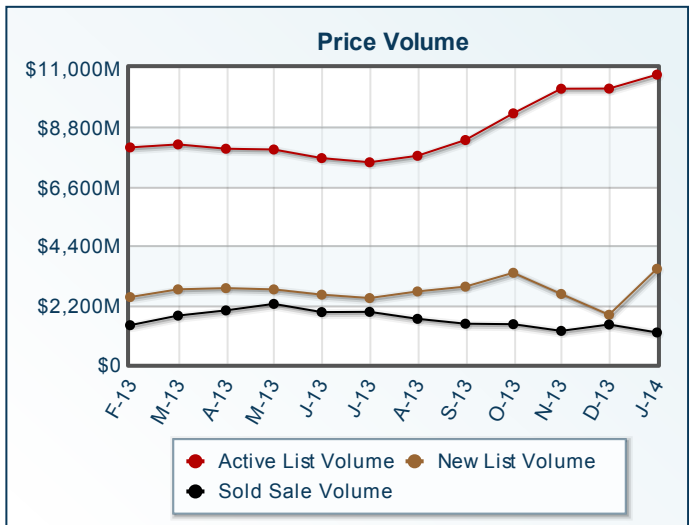
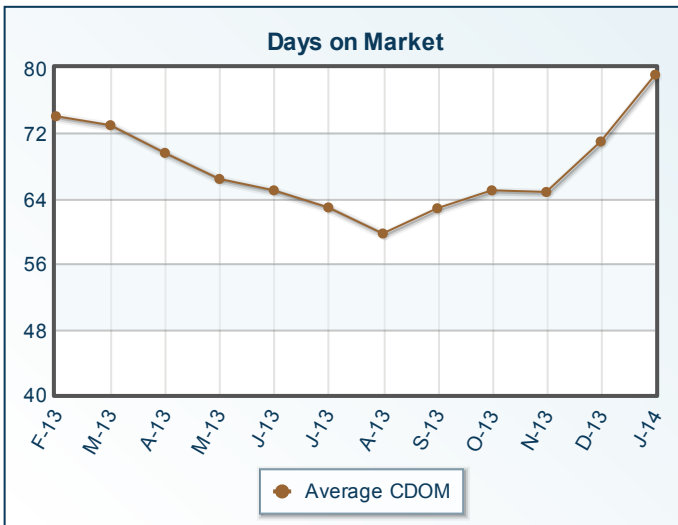
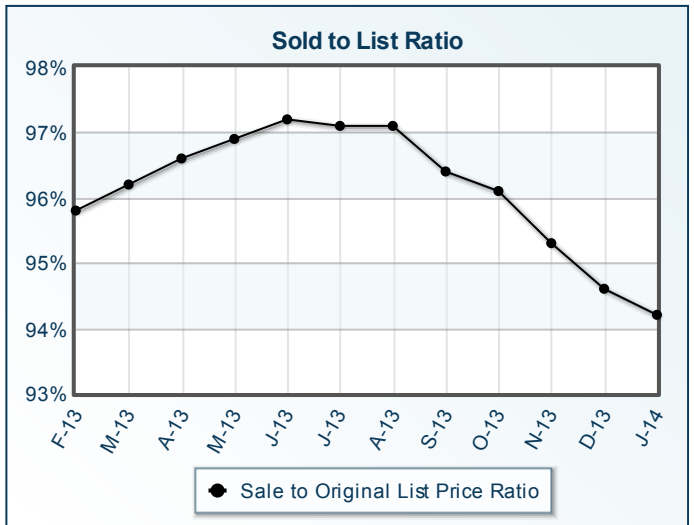
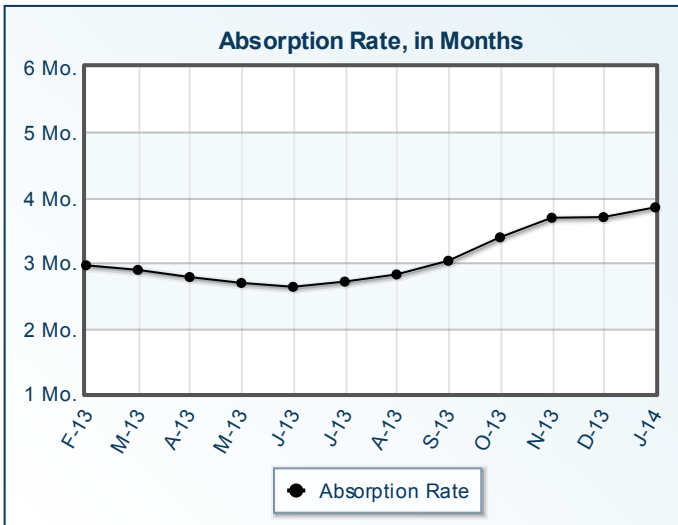
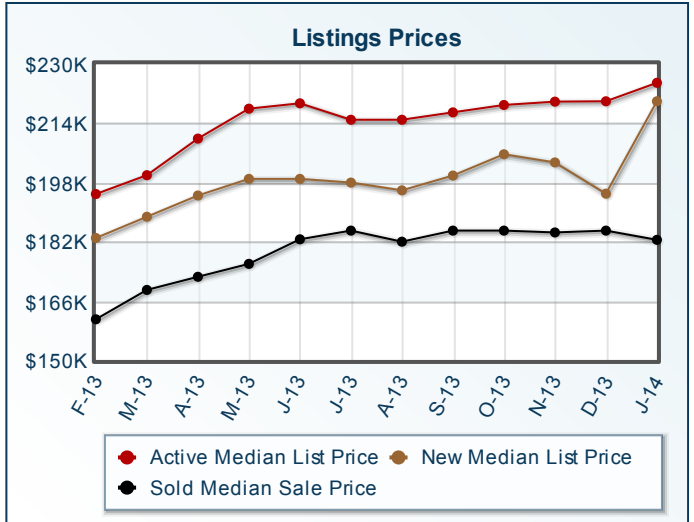
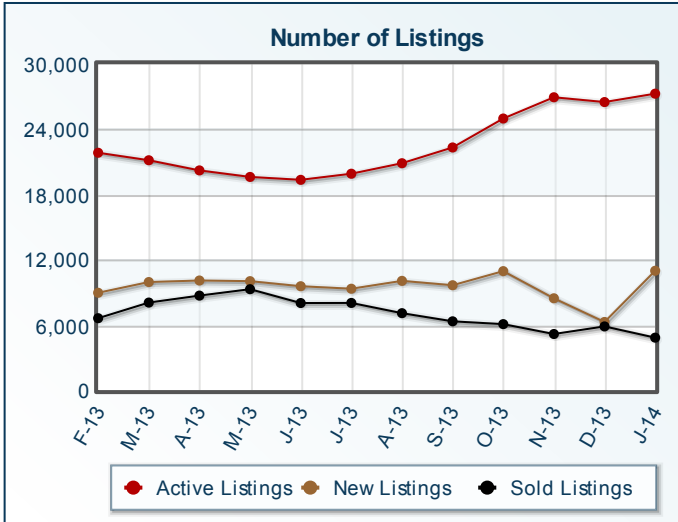


Market Summary

Residential, January 2014



Summary Statistics						
	Jan-14	Jan-13	% Chg	2014 YTD	2013 YTD	% Chg
Absorption Rate	3.85	2.97	29.63	3.85	2.97	29.63
Average List Price	\$394,107	\$353,430	11.51	\$369,721	\$327,298	12.96
Median List Price	\$225,000	\$188,000	19.68	\$220,000	\$180,000	22.22
Average Sale Price	\$241,173	\$208,392	15.73	\$241,173	\$208,392	15.73
Median Sale Price	\$182,500	\$155,000	17.74	\$182,500	\$155,000	17.74
Average CDOM	79	72	9.72	73	66	10.61
Median CDOM	56	42	33.33	55	41	34.15

	Sold Listings						Pending Listings					
	This Month			Year to Date			This Month			Year to Date		
	2014	2013	% Chg	2014	2013	% Chg	2014	2013	% Chg	2014	2013	% C
0-29,999	38	58	-34.5	38	58	-34.5	27	78	-65.4	27	78	-6
30,000-39,999	59	94	-37.2	59	94	-37.2	59	102	-42.2	59	102	-4
40,000-49,999	52	117	-55.6	52	117	-55.6	60	145	-58.6	60	145	-5
50,000-59,999	88	138	-36.2	88	138	-36.2	84	145	-42.1	84	145	-4
60,000-69,999	95	182	-47.8	95	182	-47.8	105	202	-48.0	105	202	-4
70,000-79,999	103	207	-50.2	103	207	-50.2	134	240	-44.2	134	240	-4
80,000-89,999	124	238	-47.9	124	238	-47.9	137	255	-46.3	137	255	-4
90,000-99,999	114	241	-52.7	114	241	-52.7	154	283	-45.6	154	283	-4
100,000-119,999	304	523	-41.9	304	523	-41.9	351	620	-43.4	351	620	-4
120,000-139,999	455	657	-30.7	455	657	-30.7	559	890	-37.2	559	890	-3
140,000-159,999	481	574	-16.2	481	574	-16.2	498	715	-30.3	498	715	-3
160,000-179,999	438	423	3.5	438	423	3.5	458	636	-28.0	458	636	-2
180,000-199,999	360	319	12.9	360	319	12.9	436	491	-11.2	436	491	-1
200,000-249,999	632	628	0.6	632	628	0.6	674	822	-18.0	674	822	-1
250,000-299,999	443	456	-2.9	443	456	-2.9	496	591	-16.1	496	591	-1
300,000-399,999	523	449	16.5	523	449	16.5	491	699	-29.8	491	699	-2
400,000-499,999	197	195	1.0	197	195	1.0	218	298	-26.8	218	298	-2
500,000-549,999	51	62	-17.7	51	62	-17.7	58	68	-14.7	58	68	-1
550,000-749,999	140	126	11.1	140	126	11.1	141	189	-25.4	141	189	-2
750,000-999,999	61	62	-1.6	61	62	-1.6	54	94	-42.6	54	94	-4
1,000,000-1,249,999	25	21	19.0	25	21	19.0	17	27	-37.0	17	27	-3
1,250,000-1,499,999	17	18	-5.6	17	18	-5.6	16	26	-38.5	16	26	-3
1,500,000-1,999,999	14	16	-12.5	14	16	-12.5	16	35	-54.3	16	35	-5
2,000,000-2,999,999	9	4	125.0	9	4	125.0	14	13	7.7	14	13	
3,000,000+	6	2	200.0	6	2	200.0	6	8	-25.0	6	8	-2
Totals	4829	5810	-16.9	4829	5810	-16.9	5263	7672	-31.4	5263	7672	-3

Active Listings	This Month			Year to Date			New Listings	This Month			Year to Date		
	2014	2013	% Chg	2014	2013	% Chg		2014	2013	% Chg	2014	2013	% C
	0-29,999	94	196	-52.0	136	303		-55.1	0-29,999	37	102	-63.7	37
30,000-39,999	183	298	-38.6	258	426	-39.4	30,000-39,999	71	114	-37.7	71	114	-3
40,000-49,999	222	362	-38.7	299	527	-43.3	40,000-49,999	78	170	-54.1	78	170	-5
50,000-59,999	313	449	-30.3	441	620	-28.9	50,000-59,999	120	184	-34.8	120	184	-3
60,000-69,999	451	578	-22.0	602	832	-27.6	60,000-69,999	160	244	-34.4	160	244	-3
70,000-79,999	503	657	-23.4	689	948	-27.3	70,000-79,999	181	278	-34.9	181	278	-3
80,000-89,999	546	672	-18.7	738	970	-23.9	80,000-89,999	204	315	-35.2	204	315	-3
90,000-99,999	560	706	-20.7	770	1049	-26.6	90,000-99,999	217	338	-35.8	217	338	-3
100,000-119,999	1330	1473	-9.7	1797	2187	-17.8	100,000-119,999	495	708	-30.1	495	708	-3
120,000-139,999	2017	2018	0.0	2798	3033	-7.7	120,000-139,999	844	1057	-20.2	844	1057	-2
140,000-159,999	2167	1715	26.4	2968	2569	15.5	140,000-159,999	892	896	-0.4	892	896	-
160,000-179,999	1972	1523	29.5	2744	2285	20.1	160,000-179,999	864	772	11.9	864	772	1
180,000-199,999	1689	1254	34.7	2412	1842	30.9	180,000-199,999	772	661	16.8	772	661	1
200,000-249,999	3304	2179	51.6	4582	3142	45.8	200,000-249,999	1517	1072	41.5	1517	1072	4
250,000-299,999	2602	1684	54.5	3569	2411	48.0	250,000-299,999	1145	760	50.7	1145	760	5
300,000-399,999	3270	2143	52.6	4410	3080	43.2	300,000-399,999	1334	986	35.3	1334	986	3
400,000-499,999	1633	1097	48.9	2196	1493	47.1	400,000-499,999	670	430	55.8	670	430	5
500,000-549,999	519	348	49.1	696	456	52.6	500,000-549,999	226	126	79.4	226	126	7
550,000-749,999	1364	917	48.7	1773	1213	46.2	550,000-749,999	476	323	47.4	476	323	4
750,000-999,999	913	664	37.5	1125	855	31.6	750,000-999,999	291	192	51.6	291	192	5
1,000,000-1,249,999	321	206	55.8	392	261	50.2	1,000,000-1,249,999	96	56	71.4	96	56	7
1,250,000-1,499,999	346	256	35.2	425	317	34.1	1,250,000-1,499,999	102	76	34.2	102	76	3
1,500,000-1,999,999	352	285	23.5	414	342	21.1	1,500,000-1,999,999	87	65	33.8	87	65	3
2,000,000-2,999,999	352	229	53.7	399	274	45.6	2,000,000-2,999,999	76	52	46.2	76	52	4
3,000,000+	275	209	31.6	304	243	25.1	3,000,000+	33	32	3.1	33	32	
Totals	27298	22118	23.4	36937	31678	16.6	Totals	10988	10009	9.8	10988	10009	